

National Tsing Hua University
 中高級選讀英文_新聞英文 Journalistic English
 Spring 2024_T34

Course Information

Course Number	LANG 2000 __22__	Credits	2	Classroom	GEN II R202 (綜 202)
Class Hours	<input type="checkbox"/> Monday <input checked="" type="checkbox"/> Tuesday <input type="checkbox"/> Wednesday <input type="checkbox"/> Thursday <input type="checkbox"/> Friday <input type="checkbox"/> 1:20P.M. – 3:10P.M. <input type="checkbox"/> 3:30P.M. – 5:20P.M. <input checked="" type="checkbox"/> 10:10__ A.M. – 12:00__ P.M.				
Course Type	<input checked="" type="checkbox"/> EGP (English for general purposes) <input type="checkbox"/> EAP (English for academic purposes) <input type="checkbox"/> EOP (English for occupational purposes)				
Language Level	<input type="checkbox"/> B1 (中級) <input type="checkbox"/> B1-B2 <input checked="" type="checkbox"/> B2 (中高級) <input type="checkbox"/> B2+ <input type="checkbox"/> C1				
Core Ability	<input checked="" type="checkbox"/> comprehension/reception <input type="checkbox"/> communication/interaction <input type="checkbox"/> production				
可選課學生身分別	<input checked="" type="checkbox"/> 頂標生 <input checked="" type="checkbox"/> 前標生 <input type="checkbox"/> 中級生 <input type="checkbox"/> 初級生				
Prerequisites	本校必修英語課程				

Instructor & Contact Information

Name	Email	Office & Tel	Office Hour
劉文貞	wenchenl2013@gmail.com	綜二 210	Friday 1:30-3:30 pm (By Appointment Only)

Extra Selection (Not Available)

本課程不開放加簽

Course Aims / Description

1. Primary aim

This course is designed to equip students with abilities to read English news articles and to express personal opinions on news and current issues in English. The teaching aims at stimulating students' interest, enriching their vocabulary in journalistic English and building up their background knowledge relating to different news topics in politics, social issues, finance, technology, medicine, environment, humanities, arts, leisure and sports, etc. through extensive exposure to reading news articles. When successfully completing the course, students will be able to:

- i. understand the structure and characteristics of news writing
- ii. extend and consolidate their vocabulary and reading ability in different fields
- iii. comprehend news broadcasts on the radio or on TV
- iv. appreciate the satires, humor and metaphors used in news reports
- v. be more familiar with the historical or cultural background information of current affairs
- vi. develop critical thinking ability, discuss with others and express their own opinions on current issues

2. Subsidiary aim

Students will develop habits of reading, listening to, or watch news reports on a regular basis.



University Student Core Competency Indicators 英文核心能力指標

No.	Core Competency Indicators	%
1.	英語溝通與表達能力 (ability to communicate and express oneself in English)	20
2.	深度分析與組織思考的能力 (ability to think critically and organize ideas logically in English)	25
3.	英語學習策略與技巧 (knowledge of English learning strategies and techniques)	20
4.	對英語與多元文化的國際視野 (global views of English and multicultural diversity)	25
5.	善用英語學習資源，培養獨立學習英語的習慣與能力 (ability to use existing English learning resources and development of independent self-learning habit)	10



Corresponding CEFR Can-do Statements

1. Can-do Statement #1 Reading Correspondence

- ✓ Can read with a large degree of independence, adapting style and speed of reading to different texts and purposes, and using appropriate reference sources selectively.
- ✓ Has a broad active reading vocabulary, but may experience some difficulty with low-frequency idioms.

2. Can-do Statement #2 Reading for Orientation

- ✓ Can quickly identify the content and relevance of news items, articles and reports on a wide range of professional topics, deciding whether closer study is worthwhile.

3. Can-do Statement #3 Reading for Information & Agreement

- ✓ Can understand articles and reports concerned with contemporary problems in which the writer adopts particular stances or viewpoints

4. Can-do statement #4 Spoken Interaction

- ✓ Can interact with a degree of fluency and spontaneity that makes regular interaction with native speakers quite possible.
- ✓ Can take an active part in discussion in familiar context, accounting for and sustaining his/her views

5. Can-do statement #5 Linguistic Skills

- ✓ Can express him/herself clearly and without much sign of having to restrict what he/she wants to say.
- ✓ Has a sufficient range of language to be able to give clear descriptions, express viewpoints and develop arguments without much conspicuous searching for words, using some complex sentence forms to do so.
- ✓ Has a sufficient range of language to describe unpredictable situations, explain the main points in an idea or problem with reasonable precision and express thoughts on abstract or cultural topics

such as music and films.



Teaching materials and References

Textbook(s)	<u>自編教材</u> <u>News articles from The New York Times, The Washington Post, The China Post, Taipei Times, etc.</u> <u>News broadcasts from CNN, BBC, FOX News, ICRT and FTV English edition, etc.</u> CEFR Scale <input type="checkbox"/> B1 <input type="checkbox"/> B1-B2 <input checked="" type="checkbox"/> B2 <input type="checkbox"/> B2+ <input type="checkbox"/> C1
-------------	---



Online Platform

<https://eeclass.nthu.edu.tw>

Regulations for Using AI (AI 使用原則)

Students are not allowed to use AI to generate any assignments. However, they are allowed to use AI to revise their assignments. When doing so, students need to provide their original version, the revised version by the AI, and a list of lessons or insights they have gained from the AI's revised version.

Course Requirements

- | | |
|------------------------------------|------|
| 1) Class Participation/ Attendance | 15 % |
| 2) Quizzes | 30 % |
| 3) News Presentation | 25 % |
| 4) Assignments | 20 % |
| 5) MOOC Videos | 10 % |



Class Participation/ Attendance

Students are expected to attend each class punctually and actively participate in pair, group and class discussions. When not being able to come to class, students have to inform the teacher in advance and provide valid proof **within two weeks**. Students' attendance, punctuality, and class participation will be recorded for evaluation.


Attendance and Participation Policy

- starting point: 9 (起始點: 9 分)
- lateness: -2 (遲到: 2 分)
- absence: -5 (缺席: 5 分)
- active participation in class discussion: 1 (踴躍參與課堂討論 1 分)

The starting point of your class participation/ attendance score is 9. Each late arrival will cost you 2 points, and absence, 5 points. In each class, when you actively participate in class discussion (i.e. volunteering to express your ideas or ask questions more than 3 times), you get 1 point. (Volunteering to speak just one time can still make a small but solid contribution--0.5 point--to your score.) The score accumulation or

deduction does not stop at 15 or 0 but has an upper limit when the total reaches 20. In other words, a negative attendance and participation score will be carried over to influence your semester grade, but a strong positive attendance and class participation score will give you 5 extra points to your semester grade.

All these seemingly complicated and trivial attendance and class participation score calculations are to encourage you to speak English more and participate more in class. The more you are involved in each class, the more harvest you'll reap from this course.



Quizzes

Two quizzes, as scheduled in the course outline, will test students on the vocabulary, the content of the news articles discussed in class and those presented by fellow students as well as some news reading strategies and news writing conventions. Before students' news presentations, pop quizzes may be held and will account for 1/3 of the 30 percent.



News Presentation

Students have to choose a news section (i.e. international news, national news, or opinion, etc.) to **give a group OR an individual presentation** on a news article in class. The presented article has to be printed out, copied and distributed to the class **one week before the presentation day.** **To fulfill this course requirement, students need to begin the preparation work at least 2 weeks ahead, meet all the deadlines, memorize their speeches and be well-practiced. (Please see Appendices I and II.)**



Assignments

All of the assignments are hoped to be typed and are required to be turned in on time. LATE ASSIGNMENTS WILL NOT BE GRADED.



MOOC Videos

Students are required to watch assigned MOOC videos (<https://mooc.nthu.edu.tw/course/info/226>) and engage in or complete after-video discussions or exercises.





Teacher's Suggestions

- Attend the class punctually and actively participate in class discussion.
- **PREVIEW EACH NEWS ARTICLE (including PRESENTATION ARTICLE) BEFORE CLASS.**
- Ask questions whenever you don't understand.
- Browse through news headlines and news stories every day.
- Listen to or watch English news broadcasts every day.
- Memorize vocabulary every day.
- Come to the teacher for help if you feel you are falling behind.

Course Outline

Week	Date	Content	News Writing Features and News Reading Strategies	News Presentations	Quiz
1	2/20	Course Orientation Syllabus Diagnostic Test			
2	2/27	News English Basics	<ul style="list-style-type: none"> ✓ Sources of News ✓ 7 Characteristics of News Headlines 		
3	3/5	News English Basics	<ul style="list-style-type: none"> ✓ How to Deal with Unknown Vocabulary ✓ News Reading Strategies 		
4	3/12	International News			
5	3/19	International News			
6	3/26	International News	<ul style="list-style-type: none"> ✓ Use of Pronouns in News ✓ News Leads ✓ Organization of News Articles 	✧ Group Presentation: Int'l News _____ _____ _____	
7	4/2	International News	<ul style="list-style-type: none"> ✓ Headline Vocabulary ✓ How to Read the News Critically (Parts I & II) 		Qz#1
8	4/9	National News			
9	4/16	National News		✧ Group Presentation: National News _____ _____ _____	
10	4/23	Opinion	<ul style="list-style-type: none"> ✓ Editorials 		
11	4/30	Opinion	<ul style="list-style-type: none"> ✓ Political Cartoon ✓ Letter to the Editor 		
12	5/7	Opinion		✧ Group Presentation: Opinion _____ _____ _____	
13	5/14	Business			
14	5/21	Business			Qz #2
15	5/28	Business		✧ Group Presentation: Business _____ _____ _____	

16	6/4	Arts & Leisure		
17	6/11	Individual Presentations		<div style="background-color: yellow; padding: 5px;"> <p>  Individual Presentations (X7) International News <hr/> National News <hr/> Opinion <hr/> Business <hr/> Science & Environment <hr/> Arts & Leisure <hr/> Sports <hr/> </p> </div>
18	6/18	Individual Presentations		<div style="background-color: yellow; padding: 5px;"> <p>  Individual Presentations (X7) International News <hr/> National News <hr/> Opinion <hr/> Business <hr/> Science & Environment <hr/> Arts & Leisure <hr/> Sports <hr/> </p> </div>

Appendix I

Guidelines for the News Article Presentation

Students have to choose a news section (i.e. international news, national news, or opinion, etc.) to **give a group OR an individual presentation** on a news article in class. The sign-up is to be completed in week 3, and the presentation list will be announced thereupon. To fulfill this course requirement, students need to **begin the preparation work at least 2 weeks ahead, meet all the deadlines, memorize their speeches and be well-practiced.** The evaluation begins as early as two weeks prior to the presentation, so please read the following guidelines carefully.

I. Two Weeks Before the Presentation Day

- a) Choose an article that belongs to the news section you've signed up for and email it to me, and please have this done early. I suggest you send the link to me **three weeks before** your presentation, so you have more time to prepare for the presentation.

- b) How to choose an article

Please choose your news article from the following sources:

- i. newspapers:

- English newspapers in Taiwan: Taipei Times, The China Post, Taiwan News (<https://www.taiwannews.com.tw/en/index>)
- Newspapers circulated in the U.S. (ex: The New York Times, Washington Post, Los Angeles Times, USA Today, etc.)
- Newspapers circulated in the UK (ex: The Times, The Guardian, etc.)

- ii. news agencies: AP, Reuters, CNA (<https://focustaiwan.tw/>), etc.

✚ If you have other preferences, please come to discuss your choices with me in advance.

- c) The article you choose should be posted after the first day of this semester, **Feb. 13.**

✚ Since you are taking this course, make it a habit to browse through English newspapers or watch the news regularly—I wanted to say 'every day.' ☺

- d) Remember to choose an article from the **news section** you have signed up for.

- e) **The length of the news article: between 470 and 1200 words**

- f) **When you email me the article, please give me the link to the webpage instead of an attachment.**

- g) Don't wait until the last minute to email me.

- h) After we finalize the article, please don't change your mind but stick to the one you have chosen.

- i) **Post your article link on eclass.**

- j) **For Group Presentations Only: Please make an appointment with Jennifer to present in her office.**

II. One Week Before the Presentation Day

- a) **Distribute the copies of your presentation article to your classmates in class.**

1. When making the original copy, please make sure it includes **the date, and the names of the newspaper, news agency, and journalist(s).** The font size should be at least 12 pt, and there is enough space in the margins for your classmates to take notes.

2. **DO NOT CHANGE THE ARTICLE'S LAYOUT, INCLUDING NUMBERING THE PARAGRAPHS OR HIGHLIGHTING THE VOCAB WORDS.**

3. Before you distribute the copies, let me take a look at them. Thanks.

b) Post your subheadings of the article on eeclass.

1. Please remember to number all the paragraphs first.
2. Try to group the paragraphs and give each group of paragraphs a subheading.
3. Your subheadings should be phrases rather than sentences.

c) Post your vocab list of the article on eeclass.

1. The vocabulary list is different from 'word sharing.' There should be around 15 or more vocabulary words on the list, depending on the length and difficulty level of the article you choose.

2. How to make the vocabulary list

i. For the presentation, you have to make a vocabulary list of the words you don't know from this article. Each entry on the vocabulary list should include the word, its part of speech, (i.e. noun, verb, or adjective, etc.) the English definition used this article, and an example sentence.

ii. Please number your vocabulary words and list the words according to the order of appearance in the article.

iii. If not being able to find a word's example sentence from dictionaries, you can use the sentence from your article. Please do not make your own sentence.

iv. When making the vocabulary list, use the following dictionaries to look up definitions and example sentences:

1. Longman Dictionary of Contemporary English

<http://www.ldoceonline.com/dictionary/epidemic>

2. Cambridge Dictionary

<https://dictionary.cambridge.org/dictionary/english/>

3. TheFreeDictionary

<http://www.thefreedictionary.com/innumerable>

◆ **Note: Please consult Longman or Cambridge first. The definitions I give you in class are mostly from these two dictionaries because their definitions are easier to be understood and memorized.** If you cannot find a suitable definition in Longman or Cambridge, then try the third option, TheFreeDictionary.

d) Don't email me your vocab list. I'll leave the responsibility to you of the proof-reading work. However, if you have trouble finding a suitable definition for a word, you are welcome to ask Jennifer.

e) Please compose your speech as early as possible.

f) You will have to memorize your speech and rehearse it well before your presentation day.

g) For Group Presentation Only: Please have your ppt slides 100% ready, bring your own laptop, come to Jennifer's office and give the presentation from the beginning to the end. Revise your presentation based on Jennifer's feedback.

III. On the Presentation Day

a) Distribute your copies of the vocab list to your classmates and hand in to the teacher one copy of the vocab list and your written report before you step up to the podium to present.

b) Content of the Presentation & Time Limit

✧ **Individual News Presentation (7 mins.) (With NO ppt slides)**

- 1) **News summary (3 mins.)** : summarize the news story.

(A tip for summarizing a news article is to list some **key words** first. Then, organize the key words/main ideas with your own logic and with your own words.)

- 2) **Vocabulary word sharing (2 mins.)** : choose **one or two new words** you have learned from the article and explain why the words have left a deep impression on you. You may also share a sentence that you find interesting in the article if time permits.
- 3) **Your response to the news story (2 mins.)** : Tell the audience your thoughts after reading the article.

✚ **Q&A:** After your presentation, your classmates and I will ask you questions on the article or your presentation. (People who ask questions can get extra points to their class participation that day.)

✧ **Group News Presentation (25 mins.) (WITH ppt slides)**

- 1) **Warm-Up Activity (5 mins.)**
- 2) **Comprehension of the News Article (10 mins.)**
- 3) **Discussion of the News Article (5 mins.)**
- 4) **Conclusion OR Prospect of the Issue (5 mins.)**

✚ Please make sure you complete your speech within the time limit. Otherwise, once the time is up, you will have to stop immediately whether you finish the presentation or not.

c) Written Report

1. Please type a written report of your presentation and give it to the teacher **before your presentation on the presentation day.**
2. Content of the written report: Summary, word sharing and personal response/ thoughts after reading the article.
3. Make sure you post your written report on eclass no later than the presentation day.

Appendix II

Rubric for Individual News Article Presentation

Category	Description	Point Value
Volume, Articulation, & Pronunciation	<ul style="list-style-type: none"> speaks loudly and clearly articulates his/her words uses correct pronunciation 	20
Preparation	<ul style="list-style-type: none"> two weeks prior to the presentation day (10 pts) <ul style="list-style-type: none"> ✓ has finalized the presentation article with Jennifer ✓ posts the article link, title Qs & Ans. on eeclass one week prior to the presentation day (5 pts) <ul style="list-style-type: none"> ✓ distributes copies of the presentation article to classmates ✓ posts the finalized version of article subheadings and word list on eeclass on the presentation day (5 pts) <ul style="list-style-type: none"> ✓ distributes the copies the vocabulary list to classmates ✓ hands in to Jennifer a hard copy of the word list and written report ✓ answers questions from the audience well ✓ posts the written report on eeclass 	20
Delivery	<ul style="list-style-type: none"> no long pauses well-organized adopts a proper speed, intonation, and suitable pauses has enough eye contact doesn't read notes has good time control 	20
Content	<p>Summary:</p> <ul style="list-style-type: none"> includes the key points does not copy sentences from the article organized <p>Word sharing:</p> <ul style="list-style-type: none"> explain the reason for choosing the words explain the meanings of the words used in the article <p>Response:</p> <ul style="list-style-type: none"> meaningful reflection 	20
Vocabulary List & Written Report	<p>Vocabulary list:</p> <ul style="list-style-type: none"> includes all important new words chooses correct meanings used in the article few errors a complete list numbers and lists the words according to their order of appearance in the article <p>Written report:</p> <ul style="list-style-type: none"> typed few grammatical errors organized 	20
Total		100

Rubric for **Group** News Article Presentation

Category	Description	Point Value
Volume, Articulation, & Pronunciation	<ul style="list-style-type: none"> speaks loudly and clearly articulates his/her words uses correct pronunciation 	20
Preparation	<ul style="list-style-type: none"> two weeks prior to the presentation day (8 pts) <ul style="list-style-type: none"> ✓ Has finalized the presentation article with Jennifer ✓ presentation outline ready ✓ posts the article link, title Qs & Ans. on eeclass one week prior to the presentation day (4 pts) <ul style="list-style-type: none"> ✓ distributes copies of the presentation article to classmates ✓ posts the finalized version of article subheadings and word list on eeclass appointment with Jennifer (4 pts) <ul style="list-style-type: none"> ✓ shows up on time ✓ laptop and ppt slides 100% ready ✓ presents fluently ✓ revises the content and slides according to the meeting on the presentation day (4 pts) <ul style="list-style-type: none"> ✓ distributes the copies the vocabulary list to classmates ✓ hands in to Jennifer a hard copy of the word list ✓ minimal technical problem on the presentation day ✓ answers questions from the audience well ✓ posts the ppt slides on eeclass 	20
Delivery	<ul style="list-style-type: none"> no long pauses well-organized adopts a proper speed, intonation, and suitable pauses has enough eye contact doesn't read notes has good time control 	20
Content & Interaction with the Audience	<p>Warm-Up Activity</p> <ul style="list-style-type: none"> Interesting warm-up questions or activity Nice lead-in to the news article <p>Comprehension of the News Article</p> <ul style="list-style-type: none"> Understands the news article well Difficult words/ sentences/ paragraphs explained Answers questions from the audience well <p>Discussion of the News Article</p> <ul style="list-style-type: none"> Meaningful discussion question or activity of the issue Audience involved <p>Conclusion or Prospect of the Issue</p> <ul style="list-style-type: none"> Meaningful conclusion/ insightful prospect 	20
PPT slides & Vocabulary List	<p>PPT slides</p> <ul style="list-style-type: none"> Proper word size 	20

	<ul style="list-style-type: none"> • Proper proportion of images and words • Few grammar and spelling errors • Include group members' work allocations <p>Vocabulary list:</p> <ul style="list-style-type: none"> • includes all important new words • chooses correct meanings used in the article • few errors • a complete list • numbers and lists the words according to their order of appearance in the article 	
Total		100