

National Tsing Hua University
 中高級選讀英文—Selected English Short Stories
 短篇故事選讀
 Spring 2024



Course Information

Course Number	LANG 2000 <u>05</u>	Credits	2	Classroom	綜二館 201
Class Hours	<input checked="" type="checkbox"/> Monday <input type="checkbox"/> Tuesday <input type="checkbox"/> Wednesday <input type="checkbox"/> Thursday <input type="checkbox"/> Friday				
	<input type="checkbox"/> 1:20P.M. – 3:10P.M. <input checked="" type="checkbox"/> 3:30P.M. – 5:20P.M.				
Course Type	<input checked="" type="checkbox"/> EGP (English for general purposes) <input type="checkbox"/> EAP (English for academic purposes) <input type="checkbox"/> EOP (English for occupational purposes)				
Language Level	<input type="checkbox"/> B1 (中級) <input type="checkbox"/> B1-B2 <input checked="" type="checkbox"/> B2 (中高級) <input type="checkbox"/> B2+ <input type="checkbox"/> C1				
Core Ability	<input checked="" type="checkbox"/> comprehension/reception <input checked="" type="checkbox"/> communication/interaction <input type="checkbox"/> production				
加簽說明	<input checked="" type="checkbox"/> 不開放人工加簽。所有學生須由選課系統亂數選課。				
停修條件	The student's application for course withdrawal will NOT be approved if <ol style="list-style-type: none"> the student never attends class nor submits assignments. the student is absent or asks for leave with NO valid excuses for more than 6 classes. the student never explains to or discusses with the teacher his/her difficulty in taking care of this subject. the student neither offers valid excuses on his application for course withdrawal nor notifies the teacher beforehand. 學生如遇有以下情形，其停修申請將「 不予同意 」 <ol style="list-style-type: none"> 學生未曾到課或繳交任何作業。 學生無故缺席或未有證明之請假超過六次 學生從未向老師解釋、或與之討論，修讀本課程時的困難 學生未在停修申請上敘明或以其他通訊方式告知老師停修本課程之原因 避免學生規避「低修」學分數而選課，或以其他理由選課但不上課等情事 提醒：請於選課前參考課程大綱，了解評分方式、各週進度。並於第一堂課進一步了解作業、報告、考試的規劃與所需處理時間。評估自己的學習量能，避免修課失衡。				



Instructor & Contact Information

Name	Email	Office & Tel	Office Hour
徐桂平 Vicky Hsu	personal messaging on eeclass¹	綜二館 B 側 209 (☎ 34417)	Tuesday 10:00 A.M.-12:00 P.M. 綜二館 B 側 209

¹ No email will be replied to, especially when the sender's email address does not belong to the student. Please leave messages on eeclass, using the "personal messages" function. 請使用 eeclass 的私人訊息聯絡，email 將不回覆，特別是



Course Aims / Description

1. Primary aim

This course is designed for students who hope to read English short stories for pleasure and for improvement of reading comprehension and skills. Through reading a variety of contemporary and classical short stories and discussing the issues presented in the plot, students are expected to engage in a close reading of the language used in the stories and make connections between the stories and any or all of the following: the personal world, aspects of human nature, society and the wider world. Students will get prepared for reading fiction beyond the classroom after taking up this course.

2. Subsidiary aim

The activities related to reading a short story will be divided into seven phases:

- (1) reflecting on the topic before reading and relating prior knowledge and personal experience to the topic
- (2) understanding important literary elements and structures of a story and identify examples in the short stories
- (3) developing the habit of reading fiction
- (4) enhancing reading comprehension skills and reading strategies
- (5) interacting with classmates in the discussion of the situations, confrontations, and challenges faced by the main characters
- (6) exploring and sharing context clues, perspectives, and cultural information
- (7) investigating authentic language use and rhetorical devices such as form, tone, word use, and imagery

3. Corresponding CEFR Can-do statements

Can-do statement #1 **[READING]** can read with a large degree of independence, using dictionaries and other reference sources selectively when necessary.

Can-do statement #2 **[READING]** can read short stories and novels written in a straightforward language and style, making use of a dictionary, if I am familiar with the story and/or the writer.

Can-do statement #3 **[SPOKEN INTERACTION]** can take an active part in conversation, expressing clearly my points of view, ideas or feelings naturally with effective turn-taking.

Can-do statement #4 **[STRATEGIES]** can help a discussion along on familiar ground confirming comprehension, inviting others in, etc.

Can-do statement #5 **[QUALITY OF LANGUAGE]** can explain the details of an event, idea or problem reliably.



英文核心能力指標 University Student Core Competency Indicators

No. Core Competency Indicators

- | | |
|--|-----|
| 1. 英語溝通與表達能力 (ability to communicate and express oneself in English) | 30% |
| 2. 深度分析與組織思考的能力 (ability to think critically and organize ideas logically in English) | 30% |
| 3. 英語學習策略與技巧 (knowledge of English learning strategies and techniques) | 20% |
| 4. 對英語與多元文化的國際視野 (global views of English and multicultural diversity) | 10% |
| 5. 善用英語學習資源，培養獨立學習英語的習慣與能力 (ability to use existing English learning resources and development of independent self-learning habit) | 10% |



Teaching Materials and References

Textbook(s)	Course pack (a selection of classical and famous short stories) for in-class discussion and for the independent & extensive reading project
	CEFR Scale <input type="checkbox"/> B1 <input type="checkbox"/> B1-B2 <input checked="" type="checkbox"/> B2 <input type="checkbox"/> B2+ <input type="checkbox"/> C1
Platforms for course materials and learning resources	1. 清華大學 eeclass 數位學習系統 https://eeclass.nthu.edu.tw/ 2. MS Forms (for assignments & quizzes) 3. MS Teams (using your office365 account when online classes are offered) Team code: TBA



Grading Scheme

- | | |
|---|-----|
| 1. Attendance and participation (See Requirements & Rules #1) | 15% |
| 2. Assignments (reading comprehension, reading skills, language and rhetorical devices) | 25% |
| 3. Reader's journal (summaries, reflections, glossary, memorable quotes, figures of speech) | 20% |
| 4. Guided reading for in-class discussion | 10% |
| 5. Presentations (a poster of a famous short story) | 10% |
| 6. Final exam (based on the stories discussed in class) | 20% |

Note: The percentage of this grading scheme is subject to possible adjustments. To be announced.



Requirements & Rules

- Class attendance, lesson preparation and active class participation are required.
 - ✓ The instructor takes attendance almost every class throughout the semester. If you are all present whenever the instructor takes the roll, you will get **70** (i.e. the primitive score) in this category (i.e. Class attendance). 經常性點名，全勤者可得此評分項目中70%。
 - ✓ If you are absent from a class meeting, **10 points** will be deducted from this primitive score. 每次未假未到課，扣除此評分項目的10%。
 - ✓ If you are absent in case of **UNCONTROLLABLE** situations (e.g. illness, emergency, important occasions, etc.) and you decide to take a leave, please fill out the MS Forms (Request for leave with proof) using your office 365 account issued by Computer and Communication Center of National Tsing Hua

University, with the **valid proof WITHIN TWO WEEKS**. A receipt or a medicine prescription with correct stamp of date by accredited hospitals can be seen as a valid proof. 遇不可抗力情形需請假者，請用本校計通中心核發的office365帳號填寫請假申請，並附上請假證明（就醫收據、藥袋、公假單等）。



Request for leave with proof (MS Forms): <https://forms.office.com/r/K6GpGnv0T9>

- ✓ Being late for more than **10 minutes** is treated as absence from that hour (**5 points** will be deducted). Being late for more than 60 minutes is treated as absence from the whole class. 遲到逾10分鐘，扣除此評分項目的5%。遲到逾60分鐘，視為該次上課未到課。
 - ✓ If you are absent for more than **8 hours**, your course withdrawal will NOT be approved, and **you will definitely be flunked**. 無故不到課逾8小時者，將不予同意其停修申請，學期成績以不及格論。
2. Absence from a class is no excuse for submitting assignments in time or ignoring assignments or the class you have missed. **It is your responsibility to ask your classmates or the instructor what has been covered in the class**. 缺席不得作為無法及時繳交作業或完成作業之藉口。缺席者富有處理作業繳交或完成之責。（委託同學代為繳交或領取，或自行前來教師研究室繳交或領取。）
 3. **Plagiarism** on assignments and **cheating** on the exam is **absolutely unacceptable**. If someone is found plagiarizing or cheating, it means he/she will get a zero point for that assignment or exam. 嚴禁抄襲與作弊。抄襲與作弊者，學期成績以不及格處理。情節重大時，將提報至相關單位依校規處理。
 4. **學生使用AI的條件**
AI-assisted reports and assignments are
 - ✓ allowed with appropriate attribution: AI-assisted work on some assignments is allowed when students clearly identify what parts of the assignments were AI generated and how it helped them.
有條件開放，註明如何使用生成式AI於作業或報告之產出
 - ✓ allowed in limited instances: AI can be used to prepare for reports and assignments by brainstorming, but students must show how it helped them reach the result.
限定使用，註明如何使用生成式AI於作業或報告之準備（如腦力激盪等）
- Reminder:** When students use AI—no matter how much—must be responsible to ensure the correctness of the information. One of ChatGPT’s biggest limitations is its databases only go up to 2021, making it unaware of current events.
5. There will be **NO make-up exams** or **presentations** unless you notify the instructor valid and official reasons for your absence **beforehand**. If a group presentation is “crippled” due to your lateness or absence, you will receive no grade on the presentation. 無合理且正式的缺課原因，將不予補考或補行報告。
 6. Assignments are expected to be completed and submitted by due date. No late submission will be accepted or graded unless the instructor approves your application of late submission. 作業請按時繳交（或上傳）。未獲教師同意可延遲繳交者或超過以下寬限期，其遲交作業不批改、不計分。

NO full credit for late submission/Penalty for late submission: 10% of the total mark awarded

will be deducted for each working day after the submission date. 每遲交一日。扣10%成績

Late Submission		Mark Awarded After Penalty	
Number of days late	Penalty	Original grade 90	Original grade 60
1	10%	81	54
2	20%	72	48
3	30%	63	42
4	40%	54	36
5	50%	45	30
More than 5 days		Not completed and grade of zero awarded 遲交逾5日，不計分	

7. **Penalty for no or poor participation in pair or group work**

Students are expected to take part in various pair or group activities. Failure to engage in these activities may lead to reductions in grades awarded. Sometimes the reduction may be suggested by other group members; in other circumstances, the instructor may reduce the grade awarded without reference to other group members.

8. **Mobile devices are only used for educational purposes relevant to the subject or tasks in the classroom setting with the permission of or at the request of the instructor. 行動裝置僅限於學習活動，使用須獲得老師同意或遵照老師指示。**

During class students are not to be seen with a cell phone in hand. Mobile phones are expected to be turned off or switched to a silent mode. 課程進行時，請關閉行動電話或轉為靜音模式。未獲教師指示或許可，不得於上課時間使用。

9. **The syllabus, handouts, returned assignments should be kept at least to the end of this semester for later reference or the final exam. 課程相關各項文件請妥為保存至學期結束。**



Teaching Activities

- Lectures 口頭講授
 Pair/Group discussion 配對／分組討論
 Guided reading 導讀
 Reading Strategies & Comprehension practices 閱讀策略與理解練習
 Assignments 作業
 Student presentations 學生報告



Classroom Languages

English 80 % Mandarin 20 %



Detailed Syllabus

WEEK	DATE	Theme / Activities		Skills/Strategies taught or discussed
1	2/19	Course Introduction A brief history of short stories		Why reading stories? Types/genres of stories
2	2/26	Elements of a (short) story		Identifying story elements
3	3/4	Story 1	Eleven by Sandra Cisneros	<i>Story element: characters</i> <i>Literary device: Narrator perspective</i>
4	3/11	Story 1	Eleven by Sandra Cisneros	<i>Story element: conflict</i> <i>Literary device: Points of view</i>
5	3/18	Story 1	Eleven by Sandra Cisneros	<i>Reader's reflection</i>
6	3/25	Story 2	Two Thanksgiving Day Gentlemen by O. Henry	<i>Story element: surprise ending (twist)</i> <i>Literary device: theme</i>
7	4/1	Story 2	Two Thanksgiving Day Gentlemen by O. Henry	<i>Preparing poster presentation</i> <i>Extended Reading – another O. Henry's short story</i>
8	4/8	Story 3	A Secret for Two by Quentin Reynolds	<i>Story element: Plot</i> <i>Literary device: Foreshadowing</i>
9	4/15	Story 3	A Secret for Two by Quentin Reynolds	<i>Extended reading: The Landlady</i>
10	4/22	Story 4	The Lottery by Shirley Jackson	<i>Story element: Rising action & climax</i>
11	4/29	Story 4	The Lottery by Shirley Jackson	<i>Literary device: Irony</i> <i>Literary device: Figurative language</i>
12	5/6	Midterm Presentations (Story poster for a short story)		
13	5/13	Story 5	The Blanket by Floyd Dell	<i>Story element: Plot</i> <i>Literary device: point of view</i>
14	5/20	Story 5	The Blanket by Floyd Dell	<i>Literary device: Poetic Justice</i>
15	5/27	Story 6	A Pair of Silk Stockings by Kate Chopin	<i>Review of story elements</i>

WEEK	DATE	Theme / Activities	Skills/Strategies taught or discussed
16	6/3	Story 6 A Pair of Silk Stockings by Kate Chopin	Literary device: Sensory details
17	6/10	No class (Dragon Boat Festival)	
18	6/17	Final Exam (open-book exam for story analysis and critical thinking)	



Guideline for the Independent Project of Reading Short Stories

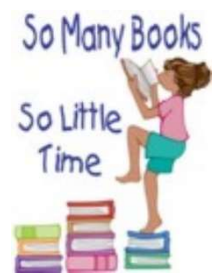
In addition to read and discuss 6 short stories throughout the semester, you are expected to read some more classic or famous short stories and create a **READING LOG**.

Deadline: May 27, 2024 (Week 15)

Submission: upload to eclass (a WORD or PDF file)

Part 1 Reading short stories (30%)

- Go to the folder "Extended Readings" on eclass or the appendix in the course pack where you may find about many famous or classic short stories. **The stories discussed in class should be excluded from this project.** 上課討論的故事，不適用於此專題作業。
- You are required to read at least **30 pages in total** no matter how many stories you read. (If you want to read more, go for it. If you are having trouble making up your mind about which stories to read, come to discuss with the teacher.) 故事數量不限，但總頁數至少 30 頁。
- Schedule your reading: The teacher will not remind you when to start reading or how many articles or pages awaits you. You need to make sure that you have plenty of time for this project.
- Annotate: Reading is not only understanding literary meanings of words and sentences but also having an intellectual conversation with the text and even the character(s) or the author. You may ask questions, comment on meaning, and relate the text to your personal events or reflections while you are reading. You may refer to the following methods for annotating a text.
 - ✓ **Post-it notes:** If you are a person who does not like to write in a book, you may want to invest in a supply of post it notes.
 - ✓ **Colors:** If you feel really creative, or are just super organized, you can even color code your annotations by using different color post-its, highlighters, or pens
 - ✓ **Brackets:** If several lines seem important, just draw a line down the margin and underline/highlight only the key phrases.
 - ✓ **Asterisks:** Place an asterisk next to an important passage; use two if it is really important
 - ✓ **Marginal notes:** Use the space in the margins to make comments, define words, ask questions, etc.
 - ✓ **Text marking:** Caution! Do not underline or highlight too much! You want to concentrate on the important elements, not entire pages (use brackets for that).



- ✓ **Shapes:** Use circles, boxes, triangles, squiggly lines, stars, etc.

Source: https://en.wikiversity.org/wiki/A_Reader%27s_Guide_to_Annotation

閱讀故事並加以註記：可以是單字字義、故事元素的簡要紀錄、個人感受、文學手法等。筆記方式並無規定，重點是讓老師感覺到，你認真讀過這幾個專題用的故事。

Part 2 Creating a reading log (70%)

Your reading log must show that you have read and understood the short stories you choose and that you are capable of applying the reading strategies and identifying literary devices that we have practiced throughout the semester. **重點是，看得出你學會使用上課練習過的故事理解與解析策略。**

- A. A checklist** Keeping a record of the stories you have read with the title of the story and the number of pages. **紀錄表：故事標題與頁數**
- B. Plot Analysis** Analyzing **one** story using the plot diagram to demonstrate your understanding of the story. **情節分析：選一個故事，畫一張情節分析圖**
- C. Summary** Write a summary of **one** story in two or three paragraphs. Make sure to include all of the major events. Avoid **COPY AND PASTE** plagiarism. **故事概述：選一個故事，寫一個故事概述（自己寫，不要請ChatGPT幫忙寫。就算要請ChatGPT打草稿，自己也要能潤飾得像自己寫的）**
- D. Reflection** Write your reflections on **two** short stories, each about **250-300 words in length**. You can't be wrong with your responses, as these reflect your personal reactions to the text. Take some risks and be honest. Use the sample prompts to help you get started with expressing your likes/dislikes, confusion, and observations. **感想：選二個故事，各寫250-300字的感想，共二篇**
- E. Literary Devices** Identify **five** literary devices in any stories you have read. Support each device with an example from the stories you have read. **文學手法：辨識這幾個故事中用到的文學修辭方式或有助於故事發展的手法，共五種，並摘錄故事中的句子佐證（至少一句）。最好能略作說明。**
- F. Word Bank** Vocabulary is an important part of English learning. A work bank helps a reader understand the words in the text and facilitates the reading process. **字庫**

You are required to list **at least 20 words**. For each item, you list

1. Word entry
2. Part of speech **詞性**
3. Definition (**in English**; you are welcome to add a Chinese translation to the word); the definition should be carefully selected to meet the context. **英文定義（可以附加中文定義）**
4. **Two** example sentences: One example sentence from the dictionary or any other text and the other should be the sentence in the novel that contains the word, along with the page number in the parentheses. **附上單字出現在故事中的句子，並註明頁碼，加上一句其他來源（字典、網路文章等）的例句。**

Memorable quotes 是希望你列出在閱讀故事時，喜歡或有特別感受的句子，並加以解釋你對這個句子的感受（中文或英文的註解都可以）。你所選出的句子不一定要很優美或很艱澀。可以是英文用得很棒的句子，可以是你心有戚戚焉的句子，也可以是你覺得表達故事角色或情節的佳句。請列出這些句子、標示頁數，並加上自己的註解、對應的心情、感想等（中英文皆可）。

G. Memorable Quotes 名言佳句

Copy at least **five** sentences and explain why these lines caught your attention and/or how the quotes move or inspire you. Your explanation can be in English or Chinese. 摘錄五個句子（對話、段落也可），寫下你的感受與詮釋（不是你對故事的了解、也不是你對句子的評語，而是這句話對於你個人的啟示、提點、或警示）



Short Story Review Poster

Directions: You are expected to select one of the short stories from the course pack and create a 8K-size poster (about 28cmx39cm) that mainly demonstrates your understanding of the story. Your poster may include:

1. the title of the story
2. a summary of the story you write (not copied straight from the internet or any other source)
3. a brief reflection explaining why you read or like the story and/or what you have learned
4. some drawn pictures, artwork or images related to the story
5. your story analysis (select what you prefer to work out or what you are good at)

Exposition	• the setting (time / location)	Any social, historical or cultural background?
	• the protagonist	How we are meant to feel about them
	• the antagonist	
	• the narrative point of view	Who's telling the story
Plot	• The central conflict of the story	How it is resolved
	• A plot diagram that details the story OR	rising actions – climax – falling actions – denouement
	• A timeline that shows the time order of the main events in the story	What happens next
	• The ending of the story	Surprise ending? Predictable ending?
Story Analysis	• The theme or central message of the story	
	• Characterization: A character chart that lists the characters and their major TRAITS	
	• Symbolism: An illustration and explanation of a major symbol (usually imagery) in the story	
	• Irony: Instances and types of irony in the story	
	• Foreshadowing: Instances of foreshadowing in the story and the effect	
About the Author	• a short biography and a picture	
	• significance	

Presentation Date: Bring your work to our class on **May 6, 2024 (Week 12)**. The whole class will walk around to browse all the posters.

Evaluation: Your poster will be evaluated by the teacher and the whole class.

1. Each of your classmates will be given 5 stickers for their favorite posters.
2. The teacher will grade your poster for the content, layout, and readability.

Poster Map - Due

Directions: Create a poster map displaying these important elements of your novel. The information on the poster should be typed or neatly handwritten and presented in a neat fashion. Feel free to be creative, original, and colorful, but your poster must be arranged as shown below.

SETTING

Where and when does the majority of the story take place? Include a hand drawn picture with a brief description.

THEME

State the message of the book and explain it.

CHARACTERS

Illustrate by hand and give three characteristics for the protagonist and antagonist in the story.

PLOT

Draw a story map, explaining each element from your book.

Your Name
Title of Book
Author

AUTHOR

Write a short biography of the author and include a picture.

AWARD


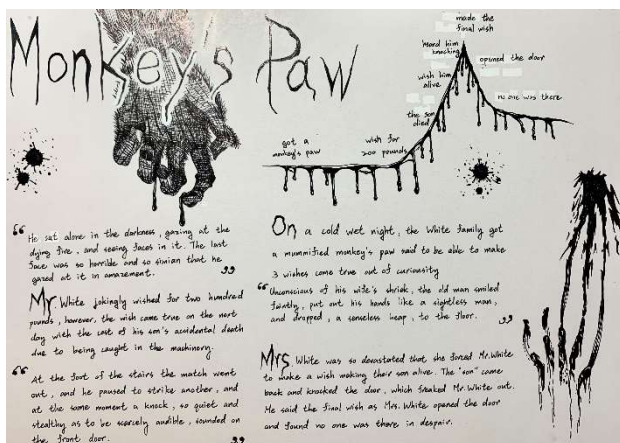
Has your book won an award? If so, explain the award. If not, create one!


CONFLICT

Describe two conflicts in the plot and indicate the type of conflict.

SYMBOL

Find or create a picture that can symbolize your book. State what the symbol represents in your book.





LANG2000 05 Selected Short Stories 中高級選讀英文 - 短篇故事選讀

Final Exam

Spring 2024

Test Rules and Notes

- The final exam will be conducted on June 17, 2024, starting at 3:30p.m.
本期末考於 113 年 6 月 17 日 (星期一) 下午 3:30 開始。
- This final exam is an open-book test. While taking the test, students are allowed to use the textbook, lecture slides, and class notes for reference.
本次測驗為開放考試。學生可使用教材、授課投影片、筆記等作為參考。
- Cheating is absolutely prohibited. No surrogate exam takers are allowed for this test. If caught, students will be expelled from the test and the test will not graded.
嚴禁作弊。不得由他人或槍手代考。一經發現，將中止該位學生考試，此次考試不予計分。
- A time limit has been set for this test. Failure to complete the testing in the *allotted time* period will result in your test not being accepted or submitted. Any writing after the designated time is considered misconduct and will result in your test not being scored.
本次考試設有時間限制，請於時間內完成作答並繳交，以免錯過繳交時間。
- Students will be taking the test online or in the classroom, based on the mode they each chose in Week 17 (June 10, 2023). Those who did not offer any preference **MUST** take the test online.
考試模式將依據學生 6 月 10 日選填方式進行，分為線上測驗與到教室測驗。
(a) **TEST in the classroom:** The test lasts for approximately 100 minutes without any scheduled breaks. Anyone who leaves the room or hands in the test early will be considered to have withdrawn from the test. If you absolutely must leave the room during the test, you must seek permission from the supervisor or the proctor. Any time lost as a result of your absence will not

be compensated. Failure to complete the testing in the allotted time period will result in your test not being accepted or submitted.

考試時間約為 100 分鐘，未設休息時間。離開考試場地或提前交卷，視為結束考試。如果考試期間必須暫離教室，請務必取得監考人員同意。獲同意暫離考試場地仍視為考試進行中，不另延長考試時間。請於時間內完成作答並繳交。未於規定時間交卷，視同違規，考試不予計分。

- (b) You are not allowed to take the test if you are 10 minutes late. (You must therefore be present by 10:20a.m. for the test.) No make-up test will be conducted.

遲到 10 分鐘，將被取消考試資格，且不得補考。(必須於 3:40p.m.前上線或抵達考試教室。)

- (c) You are not permitted to submit the test, at the earliest, one hour after the test has started. Even if you wish to withdraw from the exam, please note that you are not permitted to leave the classroom, at the earliest, one hour after the test has started.

最早交卷時間為考試開始後一小時。即使想退出考試，必須於考試開始後一小時，方能離開考試教室。

- (d) **TEST online:** Students are required to get access to the test link using their office365 (@office365.nthu.edu.tw) account issued by Computer and Communication Center of National Tsing Hua University.

學生須以國立清華大學計算機與通訊中心核發的 office365 帳號方能點選試題連結，進行考試。

- (e) Students are required to activate the webcam and keep the webcam working properly throughout the online test. Whether you consider your look “camera ready,” you are supposed to be seen throughout the test.



學生須於考試期間全程開啟網路攝影機，並保持網路錄影機運作正常。不論是否自覺「上相」，學生必須於考試期間出現在畫面中。

6. The link to the final exam will be published ONLY in the chatbox on our week 18 class on Teams. It's strongly suggested that you double-check the account you use for our classes on Teams and that you will log on to the week 18 class using your office365 account. The chatbox is available on your screen ONLY IF you are using your NTHU office365 account.

試題連結將於第 18 週 TEMAS 線上課程進行時，以 TEAMS 聊天室傳送。建議學生檢查是否平時即以本校核發的 office365 帳號登入上課，且第 18 週也設定以本校核發的 office365 帳號登入課程。唯有使用本校核發的 office365 帳號登入，才能確保得以使用 chatbox 的收發訊息功能。

7. If you have used a GUEST account to attend our online classes (you will see the word “guest” in the parentheses after your name when you log in), please get your office365 account as soon as possible and switch your identity to “MEMBER” using the class code on TEAMS when you first log in Teams

using your office365 account to get the identity of "MEMBER". Only the members of the course get access to all the functions.

使用訪客帳號登錄本課程 TEAMS 連結，可能無法看到聊天室、通話、或留言，因此無法使用試題連結。請於考試前確認已使用本校核發的 office365 帳號，使用本課程代碼，自行於 Teams 頁面加入本課程，以便進行期末考。

The only access to the online final test is on Teams. The link will NOT be posted as an announcement on eeClass or sent via email.

Please note: If you fail to get access to the link of the final exam or communicate with the teacher during the final exam, no make-up exams or alternatives will be taken. You may fail the final exam and even this subject.

本期末考的線上試題連結，僅在 TEAMS 公布。不另於 eeClass 公告或以 email 傳送。

請注意：如學生未依規定致使無法存取考試連結，或於考試期間無法與監考人員或老師取得聯繫，將不會進行補考或其他補救方式。學生須自負可能不及格的後果。

8. Copying test items or answers is not permitted. Passing on notes or answers, attempting to look at another test taker's answers, talking with other test takers, or copying another test taker's answers also violates the regulations and will result in your test not being scored.

請勿以任何方式（拍照、抄寫、存檔等）複製題目或答案。傳送筆記或答案、意圖查看他人答案、與其他應試者交談或傳訊、轉傳題目供他人使用或解題者均屬違規，一經發現，本次考試不予計分。

9. If you are taking a pen-and-paper test, please answers must be written eligibly in blue, dark blue or black ink. Be sure that your writing is dark enough. Please notice that pale ink or sloppy handwriting is often illegible so that no points will be given for illegible answers.

選擇紙筆測驗的同學，請以鉛筆或藍、黑色筆作答。所書寫的答案，其顏色必須深至易於閱讀與辨識。如字跡顏色過淺或過於潦草致使無法辨識，將不予給分。

10. When more than one test is submitted under the same student ID or name, the lower or lowest grade will be taken as the result of this test.

同一學號或姓名下提交多次考試時，以較低或最低成績作為本次考試成績。

11. Be careful with spelling, capitalization, and punctuation.

請注意大小寫（特別是句首，專有名詞）、拼字、標點符號（常見的錯誤是，標點符號與前一字之間有空格，或是標點符號與後一字之後沒有空格）。